



BC720

www.accunIQ.com



The BC720 is a multi-frequency, whole body and segmental Body Composition Analyzer that utilizes innovative BIA technology to ensure accurate and precise results.



Accuniq have been used in various field such as hospitals, public health sectors, fitness clubs, diet centers for healthcare management of customers and patients.

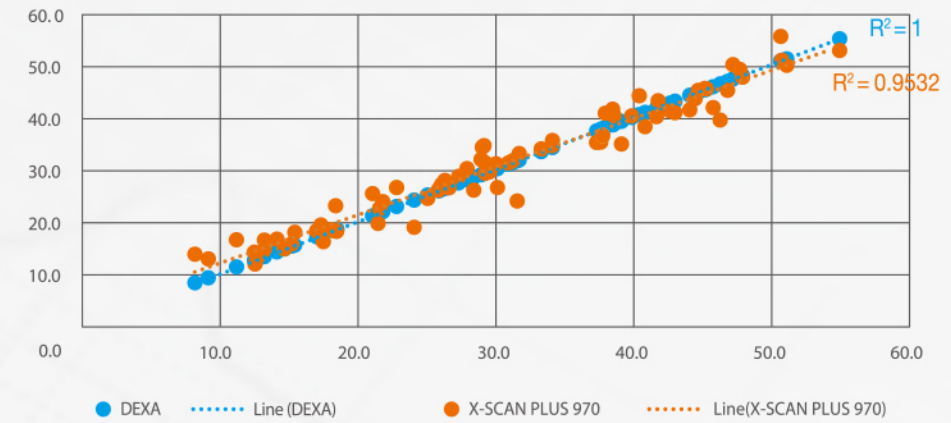
Accuniq also widely used by healthcare and fitness professionals with accurate analysis of body composition.



+ High Consistency with DEXA

The methods of analyzing your body composition include computed tomography(CT), magnetic resonance imaging(MRI), and underwater weighing. Dual-energy X-ray absorptiometry(DEXA) is currently considered the gold standard since it accurately analyzes your fat, muscles, and bones and does not involve any radiation exposure. ACCUNIQ conducted clinical tests with IHT, a professional clinical organization based in Texas, USA, to verify our product's precision with DEXA. The result shows that our analysis is more accurate than our competitors.

PBF-DEXA, X-SCAN PLUS 970



※ Determination of coefficient(R2) of DEXA is 1, and the accuracy of ACCUNIQ is higher if R2 value is close to 1.
 ※ The accuracy of X-SCAN PLUS 970 is proved through clinical study with DEXA at IHT center in USA, and the accuracy of other ACCUNIQ brands are guaranteed by high correlation each other.

DEXA-ACCUNIQ	Paired T-test Analysis of Body Composition								
	Percent Body Fat(%)			Body Fat Mass(kg)			Lean Body Mass(kg)		
	Mean±SD	p-value	p-value explanation	Mean±SD	p-value	p-value explanation	Mean±SD	p-value	p-value explanation
	-0.4±0.7	0.17	DEXA PBF = ACCUNIQ PBF	-0.4±0.2	0.06	DEXA PBF = ACCUNIQ PBF	0±0.3	0.99	DEXA PBF = ACCUNIQ PBF

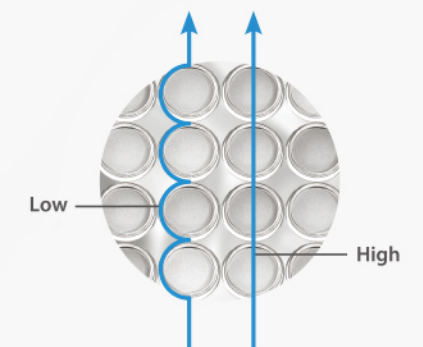
Coefficient of Determination between Our Products (X-SCAN PLUS 970 and ACCUNIQ BCA)	LBM R²		
	BC 720	BC 510	BC 360
	0.9967	0.9949	0.9962

+ Eight-Point Touch Electrodes

ACCUNIQ uses the 8-point touch electrodes method, which is highly accurate despite its complexity. Eight electrodes may be placed on the hands and feet or wrists and ankles to analyze body composition stably.

+ Multi-Frequency Analysis

ACCUNIQ uses 6 frequencies between 1 kHz and 1000kHz to analyze your intracellular water, extracellular water, and total body water accurately. A frequency lower than 100kHz is used to analyze extracellular water since it flows along the cell membrane, whereas a frequency above 100kHz is used to analyze total body water as it flows through the cell membrane.



ACCUNIQ BC720

Innovative technology meets stylish design. The BC720 utilizes the most advanced bio-electrical impedance analysis (BIA) technology to provide accurate and dependable results that have been validated by DEXA analysis.

- 8.4 Inch Wide Color LCD Touch Screen
- 6 Available Frequencies: 1, 5, 50, 250, 550, 1000KHz
- Pediatric Mode Support
- ECW-to-TBW segmental analysis data and ECF-to-TBF ratio segmental analysis
- Store up to 100,000 analysis data that can be imported with an ID number
- Client Tracking Software Provided (ACCUNIQ MANAGER)
- Body Composition Analysis (includes 8 previous analysis to track client progress)
- USB and RS232 ports for computer or printer interface
- Optional Bluetooth Wireless Communication



+ Diverse Range of Options

ACCUNIQ body composition analyzers offer multiple options to meet multiple end-user requirements.



Ultrasonic Height Meter

This option accurately and quickly measures your height automatically with the distance analysis method based on the AI and ultrasonic sensor.



Bluetooth

Connect the thermal printer to your PC or mobile device wirelessly via Bluetooth. Data is transferred and saved as soon as the analysis is complete without QR code or result sheet.



USB Memory

Use the USB memory to save the analysis data and view it on your PC.



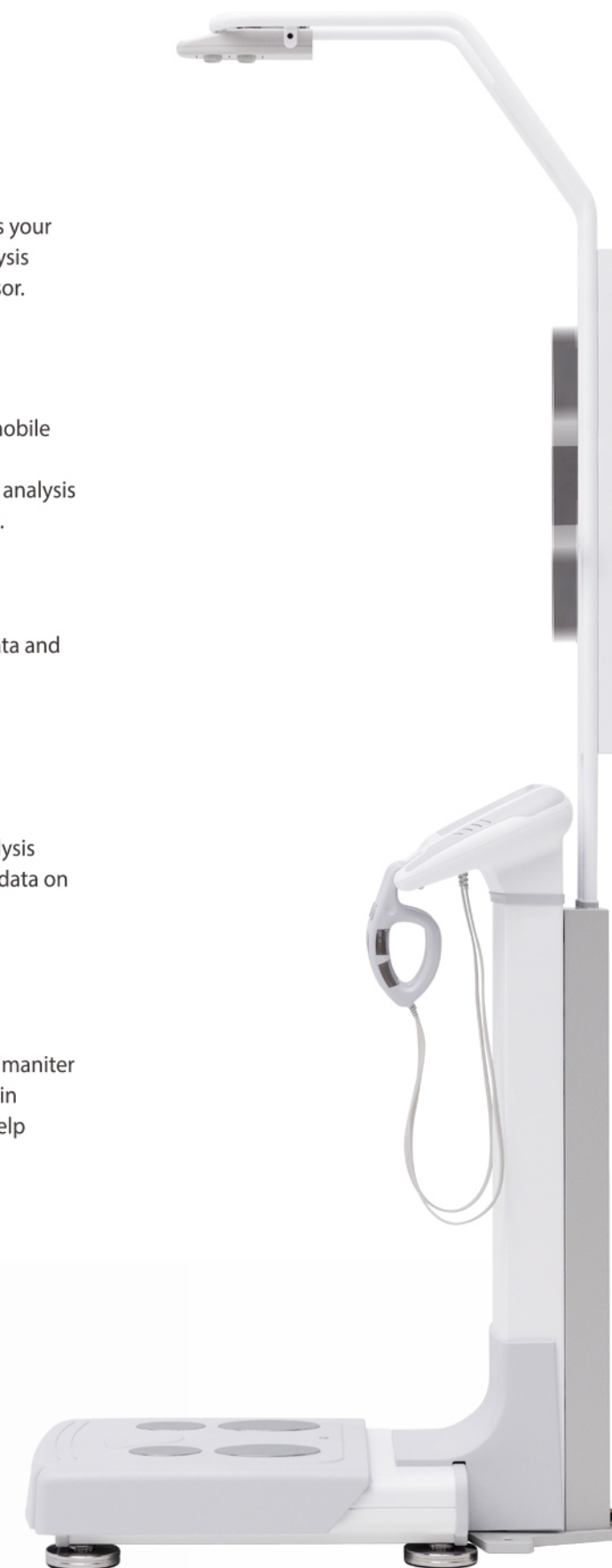
Segmental Result and Result Sheet for child

The result sheet provides details on the analysis results from 5 different body parts and also data on child including child growth curve.



Automatic Blood pressure maniter

Connect our fully automatic Blood pressure maniter for hospitals to control your blood pressure in connection with your body fat, which can help manage your body weight more efficiently.



Various Results and Descriptions

ACCUNIQ

BC720

ID / NAME : SELVAS HEALTHCARE / Karen

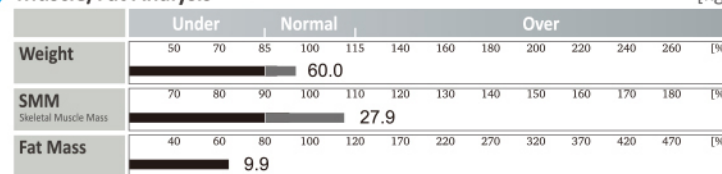
Height : 173.0 cm Age : 26 years Gender: Female Test Date/Time : 2016 - 01 - 22 14 : 00




1 Body Composition Analysis

	values	Body Water	Soft Lean Mass	Fat-Free Mass	Weight
Body Water (L)	36.7 (31.0 ~ 37.9)	36.7	46.6 (39.3 ~ 48.1)	50.1 (42.5 ~ 51.9)	60.0 (53.4 ~ 72.3)
Protein (kg)	9.9 (8.4 ~ 10.2)				
Minerals (kg)	3.5 (3.2 ~ 3.9)				
Body Fat (kg)	9.9 (12.6 ~ 18.8)				


2 Muscle/Fat Analysis



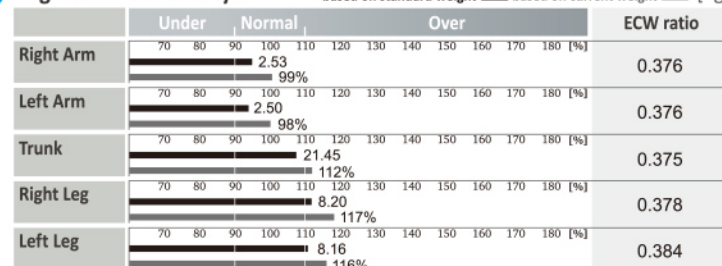
3 Obesity Analysis



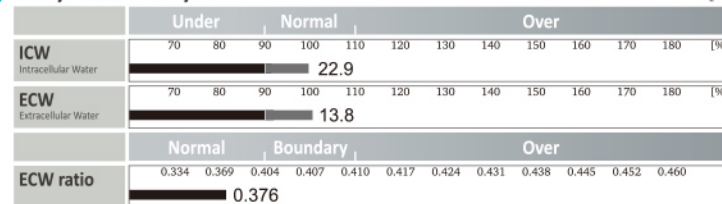
4 Abdominal Obesity Analysis



5 Segmental Lean Analysis



6 Body Water Analysis



7 Comprehensive Evaluation

Body Type	Fit
Biological Age	26 years
Basal Metabolic Rate(BMR)	1451 kcal
Total Daily Energy Expenditure	2234 kcal
Body Cell Mass	32.8 kg
Total Score	91 Points

8 Body Balance Assessment

Upper Body L/R	<input checked="" type="checkbox"/> balanced <input type="checkbox"/> imbalanced I <input type="checkbox"/> imbalanced II
Lower Body L/R	<input checked="" type="checkbox"/> balanced <input type="checkbox"/> imbalanced I <input type="checkbox"/> imbalanced II

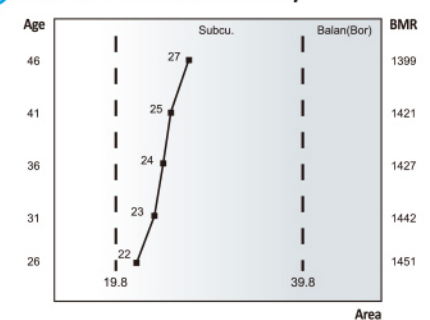
9 Control Guide

Target Weight	62.9	kg
Weight Control	+2.9	kg
Muscle Control	+0.0	kg
Fat Control	+2.9	kg

10 Obesity Assessment

BMI	<input type="checkbox"/> underweight <input checked="" type="checkbox"/> normal <input type="checkbox"/> overweight <input type="checkbox"/> obese
PBF	<input checked="" type="checkbox"/> low-fat <input type="checkbox"/> normal <input type="checkbox"/> over-fat <input type="checkbox"/> obese
Obesity Degree	-4.5 (-10.0 ~ +10.0) %
Abdominal Circumference	67.6 (Less than 88 cm) cm

11 Predicted abdominal obesity



12 Phase Angle : 5.7° (Normal Range : 6° ~ 8°)

13 Impedance (618)

Freq	1K	5K	50K	250K	550K	1M
RA.Imp.	379	372	338	307	297	289
LA.Imp.	383	376	341	310	300	292
Trunk	31	30	27	23	22	18
RL.Imp.	293	286	251	227	221	218
LL.Imp.	292	285	251	226	221	217

Xc.	RA.Xc.	LA.Xc.	Trunk	RL.Xc.	LL.Xc.
50K	33	33	2	24	24

1 Body Composition Analysis

This is a measurement of analysis results of body components(e.g., body water, protein, minerals and body fat) relative to normal ranges.

2 Muscle/Fat Analysis

This graph of the Skeletal Muscle Mass(SMM) and fat mass illustrates the proportion of skeletal muscle and body fat that comprise the total body weight.

3 Obesity Analysis

This graph of percentage of body fat(PBF) and body mass index(BMI), of which the latter is critical in assessing the prevalence of obesity, illustrates clinical data needed for obesity analysis.

4 Abdominal Obesity Analysis

Fat in the body is divided into subcutaneous fat and visceral fat. Visceral fat is closely connected with adult diseases, and measured based on several factors.

5 Segmental Lean Analysis

Displays the results of SLM measurements as a graph. There are five body parts that include the left arm, right arm, left leg, right leg and trunk.

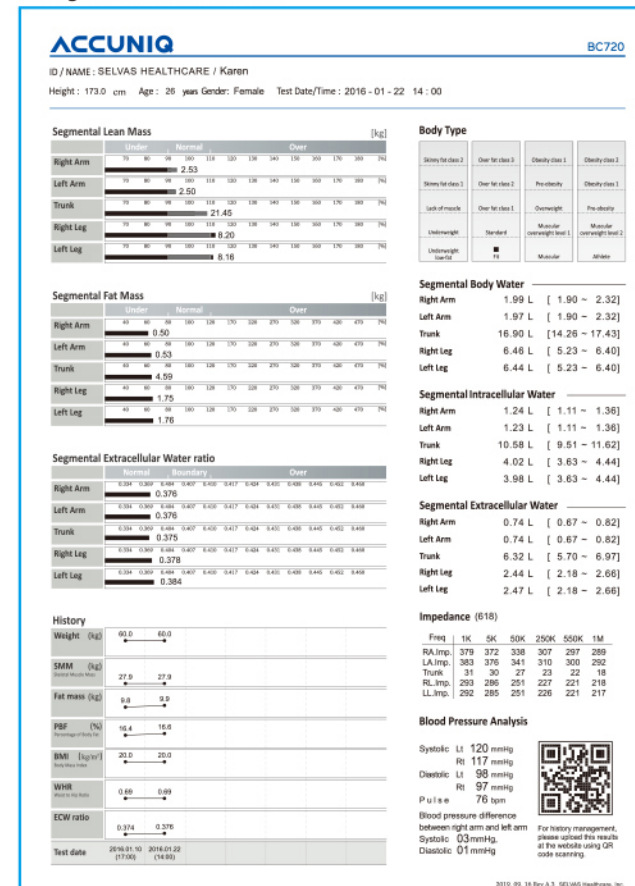
6 Body Water Analysis

This is a measure of the intracellular water, the extracellular water, and the extracellular water ratio.

7 Comprehensive Evaluation

This item shows your body type, biological age, basal metabolic rate(BMR), total daily energy expenditure (TEE), and body cell mass.

▼ Segmental Results Sheet



8 Body Balance Assessment

Assesses the lateral balance of the upper and lower bodies, and the vertical balance between the upper and lower bodies.

9 Control Guide

This item presents your recommended target weight, weight, and muscle and fat mass control.

10 Obesity Assessment

This item assesses your BMI, PBF and indicates your obesity degree and abdominal circumference.

11 Predicted Abdominal Obesity

A diagram used to predict the subject's abdominal obesity, as they grow old, compared to the current degree of their abdominal obesity, based on the results of analysis of their abdominal obesity and body composition.

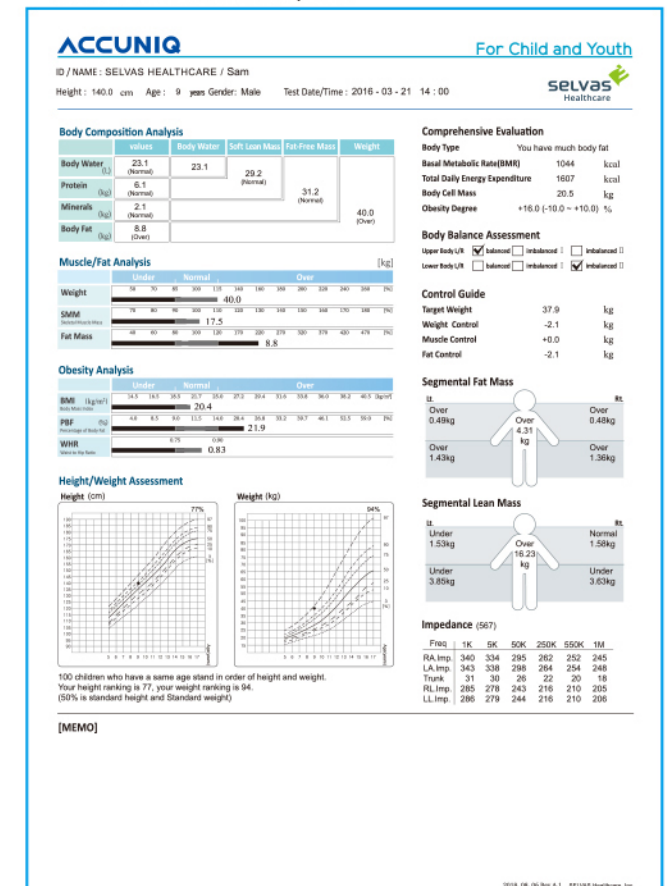
12 Phase Angle

Phase Angle(PA) is an index for evaluating the cell membrane's health.

13 Impedance

Impedance using frequency applied to a body part. Impedance is a resistance value when electric current is passed through the body. Each subject has a unique impedance.

▼ Result Sheet for Infants (Option)

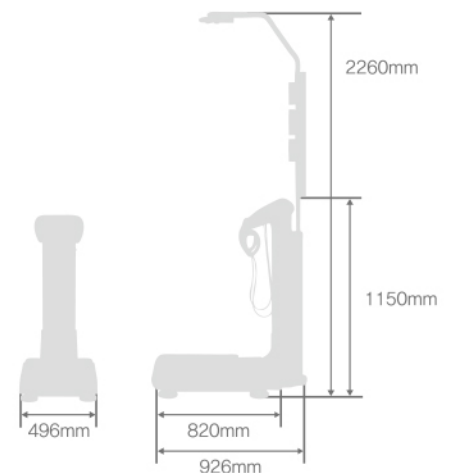


ACCUNIQ BC720 Specifications

Model	ACCUNIQ BC720
Measuring Method	Tetra-polar electrode method using 8 touch electrodes
Frequency Range	1, 5, 50, 250, 550, 1000kHz
Measuring Site	Whole body and segmental measurement (arms, legs and trunk)
Results Sheet Data	<p>Body Composition Results Weight, Standard Weight, Lean Body Mass, Mass of Body Fat, Subcutaneous Fat Mass, Skeletal Muscle Mass, Soft Lean Mass, Protein Mass, Mineral Mass, Total Body Water, Intra Cellular Water, Extra Cellular Water, Body Mass Index, Percent of Body Fat, Ratio of ECF/TBW, Waist to hip ratio, Visceral Fat Level, Visceral Fat Mass, Visceral Fat Area, Prediction of abdominal fat, Target to Control (Control of Body fat, Control of Soft lean mass, Control of Weight), Body Composition Change (8 times accumulated graph for Ratio of ECW/TBW, Percent of body fat, Soft lean mass, Weight), Segmental dual graph of soft lean mass, Body Cell Mass, Basal Metabolic Rate, Total Energy Expenditure, Age Matched of Body, Total Score, Phase Angle, Impedance (Segmental Impedance Classified by Frequency), Reactance</p> <p>Segmental Results Segmental Total Body Water, Segmental Intra Cellular Water, Segmental Extra Cellular Water, Segmental ratio of ECW/TBW, Segmental ECF/TBF, Segmental Soft Lean Mass, Segmental Mass of Body Fat and Percent, Study Item (Segmental Impedance Classified by Frequency), Blood Pressure (In case of being connected with blood pressure monitor), QR Code</p> <p>Results Sheet for child (Option) Weight, Standard Weight, Lean Body Mass, Mass of Body Fat, Subcutaneous Fat Mass, Skeletal Muscle Mass, Soft Lean Mass, Protein Mass, Mineral Mass, Total Body Water, Intra Cellular Water, Extra Cellular Water, Body Mass Index, Percent of Body Fat, Waist to hip ratio, Body Type, Fatness, Child Growth Curve (height, weight), Body Cell Mass, Basal Metabolic Rate, Total Energy Expenditure, Age Matched of Body, Nutritional Assessment, Body Composition Change, Segmental Soft Lean Mass, Segmental Mass of Body Fat, Study Item (Segmental Impedance Classified by Frequency)</p>
Power Consumption	60VA
Measuring Current	Approx. 180μA
Power Consumption	Input (AC 100~240V, 50~60Hz), Output (DC 12V, 5A adapter)
Display	8.4 Inch Wide Color LCD Touch Screen
Input Device	Touch Screen, Keypad, PC Remote Control
Transmission Device	USB Port, RS-232C, Bluetooth, Wi-Fi (Option), Available of external port extension (Option)
Printing Device	A4 Printer
Dimension	Main Unit 496×820×1150mm(W×D×H±10mm) Main Unit+Height Meter 496×926×2260mm(W×D×H±10mm)
Weight	Approx. 42kg (main unit)
Measuring Range	100~950Ω
Measuring Time	Within 1 minute
Applicable Height	50~220cm
Measuring Weight	10~270kg
Applicable Age	1~99 years old
Operation Ambient	Ambient temperature range +5 to +40°C, Relative humidity range 15 to 93% (non condensing)
Storage Ambient	Ambient temperature range -25 to +70°C, Relative humidity range lower than 93% (non condensing)

Optional Equipment	Ultrasonic Heightmete, Automatic Blood pressure monitor, Bluetooth, USB Memory Segmental assessment result sheet-Results sheet for child
Printing Logo	Printing logo or the name of hospital, address, contact information on the pre-printed result sheet
Data Storage	Up to 100,000
Measurement Mode	Scale mode / Body Composition mode
Various Result Sheets	Body composition result sheet, Segmental assessment result sheet, Results sheet for child (Option)
Measurement Result	LCD, Web, Data management program, ACCUNIQ MANAGER
USB Storage	Data storage and backup
QR Code	Scan the QR code on LCD&result sheet with your smart phone. You can see the result whenever you want via AccunIQ app.

※ For purpose of improvement, specifications and design are subject to change without notice.
 ※ This is a medical device. Read precaution and operation method before use.



HQ 155, Sinseong-ro, Yuseong-gu, Daejeon, Korea

TEL +82-42-879-3000 | FAX +82-42-864-4462

SEOUL OFFICE(Sales) 20F, 19, Gasan digital 1-ro, Geumcheon-gu, Seoul, Korea

TEL +82-2-587-4056 | FAX +82-2-588-1937