


ACCUNIQ
BC300



SENSATIONAL DESIGN

RELIABILITY

CONVENIENCE



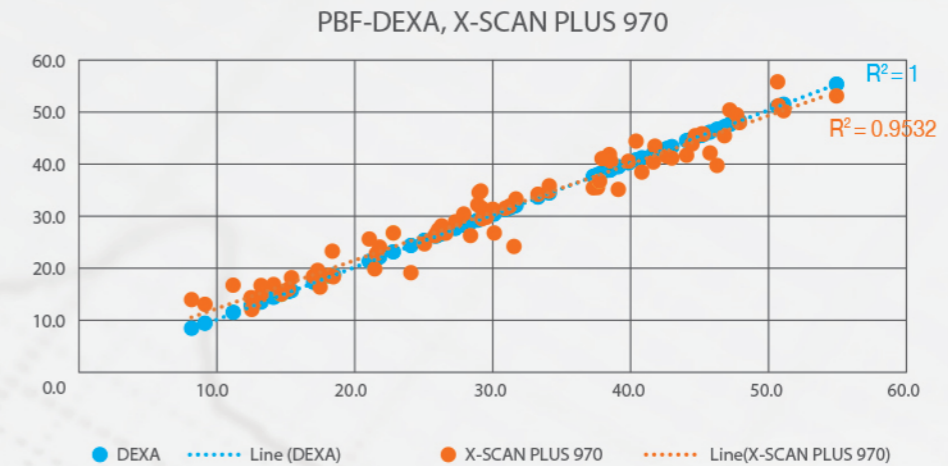


ACCUNIQ medical devices have been used globally to measure and analyze overall health results with our healthcare and fitness professionals in mind where accuracy is of the utmost importance. They are currently used globally in hospitals, medical facilities, doctor's offices, weight loss centers, Fitness Centers, nursing homes, public health facilities, and retail locations.



+ High Consistency with DEXA

The methods of analyzing your body composition include computed tomography(CT), magnetic resonance imaging (MRI), and underwater weighing. Dual-energy X-ray absorptiometry(DEXA) is currently considered the gold standard since it accurately analyzes your fat, muscles, and bones and does not involve any radiation exposure. ACCUNIQ conducted clinical tests with IHT, a professional clinical organization based in Texas, USA, to verify our product's precision with DEXA. The result shows that our analysis is more accurate than our competitors.



※ Determination of coefficient(R2) of DEXA is 1, and the accuracy of ACCUNIQ is higher if R2 value is close to 1.
 ※ The accuracy of X-SCAN PLUS 970 is proved through clinical study with DEXA at IHT center in USA, and the accuracy of other ACCUNIQ brands are guaranteed by high correlation each other.

DEXA-ACCUNIQ	Paired T-test Analysis of Body Composition								
	Percent Body Fat(%)			Body Fat Mass(kg)			Lean Body Mass(kg)		
	Mean±SD	p-value	p-value explanation	Mean±SD	p-value	p-value explanation	Mean±SD	p-value	p-value explanation
	-0.4±0.7	0.17	DEXA PBF = ACCUNIQ PBF	-0.4±0.2	0.06	DEXA PBF = ACCUNIQ PBF	0±0.3	0.99	DEXA PBF = ACCUNIQ PBF

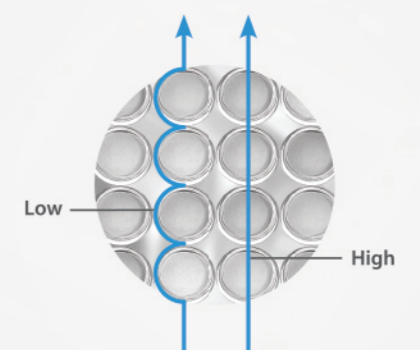
Coefficient of Determination between Our Products (X-SCAN PLUS 970 and ACCUNIQ BCA)	LBM R²		
	BC 720	BC 510	BC 360
	0.9967	0.9949	0.9962

+ Eight-Point Touch Electrodes

ACCUNIQ uses the 8-point touch electrodes method, which is highly accurate despite its complexity. Eight electrodes may be placed on the hands and feet or wrists and ankles to analyze body composition stably.

+ Multi-Frequency Analysis

ACCUNIQ uses 6 frequencies between 1 kHz and 1000kHz to analyze your intracellular water, extracellular water, and total body water accurately. A frequency lower than 100kHz is used to analyze extracellular water since it flows along the cell membrane, whereas a frequency above 100kHz is used to analyze total body water as it flows through the cell membrane.



ACCUNIQ BC300

The BC300 is a multi-frequency, whole body and segmental Body Composition Analyzer that utilizes innovative BIA technology to ensure accurate and precise results.

This cutting edge technology utilizes harmless, low-level frequencies to offer quick and easy total body composition assessments through the LCD touch screen, printouts and client tracking software.

- Monographic LCD Touch Screen
- 3 Available Frequencies: 5, 50, 250 KHz
- Built in Thermal printer
- User Configurable Modes - Adult, Athlete, Wrestler and Goal Setter
- Client Tracking Software Provided (ACCUNIQ MANAGER)
- USB and RS232 ports for computer or printer interface



Type A | Fabric Bag

Dimensions
approx. 815 x 215 x 410 mm

Weight approx. 1kg



Type B | Plastic Bag

Dimensions
approx. 866 x 295 x 567 mm

Weight approx. 6kg



+ Diverse Range of Options

ACCUNIQ body composition analyzers offer multiple options to meet multiple end-user requirements.



Ultrasonic Height Meter

This option accurately and quickly measures your height automatically with the distance analysis method based on the AI and ultrasonic sensor.



Product Bag

Provided in 2 types, fabric and plastic, the bag may be used to carry the product with ease. The plastic bag has straps and wheels for easy and safe transport.



Sphygmomanometer Cart

If you need a sphygmomanometer cart, please contact your local dealer.



Thermal Printer

Use the thermal printer to quickly and easily print the analysis.



Fully Automatic Sphygmomanometer

Connect our fully automatic sphygmomanometer for hospitals to control your blood pressure in connection with your body fat, which can help you manage your body weight more efficiently.



A4 Result Sheet

The output results are displayed systematically and clearly.



USB Memory

Use the USB memory to save the analysis data and view it on your PC.



Various Results and Descriptions

ACCUNIQ

BC300

ID / NAME : SELVAS HEALTHCARE / Diane

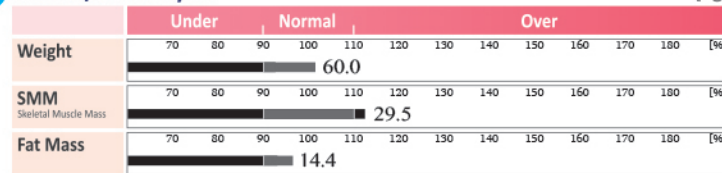
Height : 173.0 cm Age : 26 years Gender: Female Test Date/Time : 2016-01-22 14:00



1 Body Composition Analysis

	values	Body Water	Soft Lean Mass	Fat-Free Mass	Weight
Body Water (L)	32.4 (26.3 ~ 32.1)	32.4	42.1 (33.8 ~ 41.7)	45.6 (35.8 ~ 43.7)	60.0 (56.6 ~ 69.2)
Protein (kg)	9.7 (9.2 ~ 10.5)				
Minerals (kg)	3.5 (3.6 ~ 3.9)				
Body Fat (kg)	14.4 (12.6 ~ 18.9)				

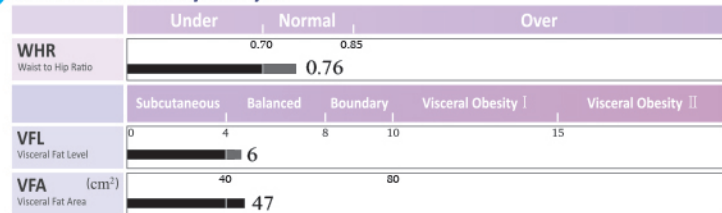
2 Muscle/Fat Analysis



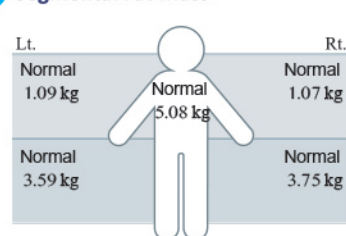
3 Obesity Analysis



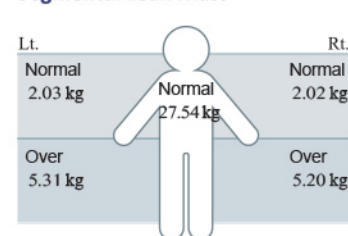
4 Abdominal Obesity Analysis



5 Segmental Fat Mass



Segmental Lean Mass



6 Body Composition Change

	Test date	Weight	Fat Mass	Muscle Mass
Previous	2016.08.01	61.0 kg	14.8 kg	42.3 kg
Present	2016.09.21	60.0 kg	14.4 kg	42.1 kg

7 Comprehensive Evaluation

Category	Value	Standard
Body Type		Standard
Biological Age	26	years
Basal Metabolic Rate(BMR)	1176	kcal
Total Daily Energy Expenditure	1811	kcal
Body Cell Mass	40.4	kg
Total Score	80	Points

8 Control Guide

Category	Value	Unit
Target Weight	62.9	kg
Weight Control	-2.9	kg
Muscle Control	+4.4	kg
Fat Control	-1.35	kg

9 Obesity Assessment

BMI	<input type="checkbox"/> underweight <input checked="" type="checkbox"/> normal <input type="checkbox"/> overweight <input type="checkbox"/> obese
PBF	<input type="checkbox"/> low-fat <input checked="" type="checkbox"/> normal <input type="checkbox"/> over-fat <input type="checkbox"/> obese
Obesity Degree	-4.6 (-10.0 ~ +10.0) %
Abdominal Circumference	74.0 (less than 80 cm) cm

10 Impedance (320)

Freq	5K	50K	250K
RA.Imp.	336	314	262
LA.Imp.	323	308	263
Trunk	67	42	67
RL.Imp.	243	229	183
LL.Imp.	256	235	182

11 Blood Pressure Analysis

Systolic Lt 125 mmHg / Rt 111 mmHg
 Diastolic Lt 65 mmHg / Rt 69 mmHg
 Pulse 76 bpm
 Blood pressure difference between right arm and left arm
 Systolic 14mmHg, Diastolic 04mmHg



For history management, please upload this results at the website using QR code scanning.

1 Body Composition Analysis

This is a measurement of analysis results of body components (e.g., body water, proteins, minerals and body fat) relative to normal ranges.

2 Muscle/Fat Analysis

This graph of the Skeletal Muscle Mass(SMM) and fat mass illustrates the proportion of skeletal muscle and body fat that comprise the total body weight.

3 Obesity Analysis

This graph of percentage of body fat(PBF) and body mass index (BMI), of which the latter is critical in assessing the prevalence of obesity, illustrates clinical data needed for obesity analysis.

4 Abdominal Obesity Analysis

Fat in the body is divided into subcutaneous fat and visceral fat. Visceral fat is closely connected with adult diseases, and measured based on several factors.

5 Segmental Fat Mass/Segmental Lean Mass

This item assesses the muscle mass of 5 body parts (left arm, right arm, left leg, right leg, and trunk) in two graphs.

Result Sheet for Infants (Option)

ACCUNIQ For Child and Youth
 ID / NAME : SELVAS HEALTHCARE / Diane
 Height : 155.0 cm Age : 16 years Gender: Female Test Date/Time : 2016-09-21 11:43

Body Composition Analysis

values	Body Water	Soft Lean Mass	Fat-Free Mass	Weight
Body Water (L)	28.8	12.7	40.1	56.5
Protein (kg)	8.0			
Minerals (kg)	3.3			
Body Fat (kg)	16.4			

Muscle/Fat Analysis

Category	Value	Normal Range
Weight [kg]	56.5	45 - 192
SMM [kg]	22.1	45 - 192
Fat Mass [kg]	16.4	45 - 192

Obesity Analysis

Category	Value	Normal Range
BMI (kg/m ²)	23.5	13.5 - 32.5
PBF (%)	29.1	13.5 - 32.5
WHR	0.80	0.70 - 0.85

Height/Weight Assessment

Comprehensive Evaluation

Category	Value	Standard
Body Type		You have much body fat
Basal Metabolic Rate(BMR)	674	kcal
Total Daily Energy Expenditure	1037	kcal
Body Cell Mass	9.3	kg
Obesity Degree	+20.6 (-10.0 ~ +10.0) %	

Body Balance Assessment

Upper Body (L/R) balanced imbalanced
 Lower Body (L/R) balanced imbalanced

Control Guide

Category	Value	Unit
Target Weight	51.2	kg
Weight Control	-5.3	kg
Muscle Control	+0.0	kg
Fat Control	-5.3	kg

Segmental Fat Mass

Segment	Normal	Actual
Lt. Arm	1.50%	Over 1.50%
Rt. Arm	1.40%	Over 1.40%
Lt. Leg	2.90%	Over 2.90%
Rt. Leg	2.97%	Over 2.97%

Segmental Lean Mass

Segment	Normal	Actual
Lt. Arm	2.50%	Normal 2.50%
Rt. Arm	2.50%	Normal 2.50%
Lt. Leg	5.70%	Normal 5.70%
Rt. Leg	5.70%	Normal 5.70%

Impedance (532)

Freq	IK	5K	50K	250K	500K	1M
RA.Imp.	328	291	276	229	219	193
LA.Imp.	329	291	276	225	207	182
Trunk	71	60	49	48	40	40
RL.Imp.	231	209	196	165	157	139
LL.Imp.	231	206	196	161	148	132

MEMO

100 children who have a same age stand in order of height and weight.
 Your height ranking is 30, your weight ranking is 66.
 (50% is standard height and Standard weight)

6 Body Composition Change

This graph shows your weight, skeletal muscle mass, and body fat mass tracked over a period of time. It is important that you constantly pay attention to your health care instead of attempting to control your weight over a short period of time.

7 Comprehensive Evaluation

This item shows your body type, biological age, basal metabolic rate(BMR), total daily energy expenditure (TEE), and body cell mass.

8 Control Guide

This item presents your recommended target weight, weight, and muscle and fat mass control.

9 Obesity Assessment

This item assesses your BMI, PBF and indicates your obesity degree and abdominal circumference.

10 Impedance

Impedance using frequency applied to a body part. Impedance is a resistance value when electric current is passed through the body. Each subject has a unique impedance.

11 Blood Pressure Analysis

This item indicates your blood pressure data when the product is connected to the sphygmoma nometer provided by ACCUNIQ. This is especially useful because it assesses your obesity level and blood pressure at the same time.



ACCUNIQ BC300 Specifications

Model	ACCUNIQ BC300
Measuring Method	Tetra-polar electrode method using 8 touch electrodes
Frequency Range	5, 50, 250kHz
Measuring Site	Whole body and segmental measurement (arms, legs and trunk)
Results Sheet Data	<p>Body Composition Results Weight, Standard weight, Lean Body Mass, Mass of Body Fat, Soft Lean Mass, Protein, Mineral, Total Body Water, Percent Body Fat, BMI, Age Matched of Body, Basal Metabolic Rate, Total Energy Expenditure, Body type, 5 body parts (right arm, right leg, left arm, left leg, and trunk) Soft Lean Mass/Mass of Body Fat and assessment, Body Composition Change, Control guide (Weight/Mass of Body Fat/Soft Lean Mass Control, Goal to control, Control/week, Duration of control, Diet prescription calorie, Exercise prescription calorie), Visceral Fat Area, Visceral Fat Level, Abdominal Circumference, WHR, Total Score, Impedance, Blood pressure (when connected with blood pressure monitor of our company), QR code</p> <p>Results Sheet for Infants (Option) Weight, Standard Weight, Lean Body Mass, Mass of Body Fat, Subcutaneous Fat Mass, Skeletal Muscle Mass, Soft Lean Mass, Protein Mass, Mineral Mass, Total Body Water, Intra Cellular Water, Extra Cellular Water, Body Mass Index, Percent of Body Fat, Waist to hip ratio, Body Type, Fatness, Child Growth Curve (Height, Weight), Body Cell Mass, Basal Metabolic Rate, Total Energy Expenditure, Age Matched of Body, Nutritional Assessment, Body Composition Change, Segmental Soft Lean Mass, Segmental Mass of Body Fat, Study Item (Segmental Impedance Classified by Frequency)</p>
Power Consumption	60VA
Measuring Current	Approx. within 280 μ A
Power Consumption	Input (AC 100 ~ 240V, 50~60Hz), Output (DC 12V, 5A adapter)
Display	7 Inch Wide Color LCD
Input Device	Keypad, PC Remote Control
Transmission Device	USB Port
Printing Device	A4 Printer, Thermal Printer (Option)
Dimension	Main Unit 400 x 735 x 890mm (W x D x H \pm 10mm) Main Unit + Height Meter 400 x 845 x 2250mm (W x D x H \pm 10mm)
Weight	Approx. 10kg (main unit)
Measuring Range	100~950 Ω
Measuring Time	Approx. 1 minute
Applicable Height	50~220cm
Measuring Weight	10~200kg
Applicable Age	1~99 years old
Operation Ambient	Ambient temperature range +5 to +40 $^{\circ}$ C, Relative humidity range 15 to 93% (non condensing)
Storage Ambient	Ambient temperature range -25 to +70 $^{\circ}$ C, Relative humidity range lower than 93% (non condensing)

Optional Equipment	Ultrasonic Height Meter, Fully Automatic Sphygmomanometer, USB Memory, Thermal Printer, Product Bag (Fabric or Plastic)
Printing Logo	Printing logo or the name of hospital, address, contact information on the pre-printed result sheet.
ID Usage	It is selected whether ID is used for subjects or not.
Scale Offset	Compensating measured value of weight scale
Clothes	Compensating the weight of clothes worn
Print Position	Adjusting print position to fit to the pre-formatted result sheet in the direction of up/down and left/right
Date / Time	Setting current date and time
Measurement Result	ACCUNIQ MANAGER

※ For purpose of improvement, specifications and design are subject to change without notice.

※ This is a medical device. Read precaution and operation method before use.



HQ 155, Shinseong-ro, Yuseong-gu, Daejeon, Korea

TEL +82-42-879-3000 | FAX +82-42-864-4462

SEOUL OFFICE(Sales) 20F, 19, Gasan digital 1-ro, Geumcheon-gu, Seoul, Korea

TEL +82-2-587-4056 | FAX +82-2-588-1937

